

# Table of Contents

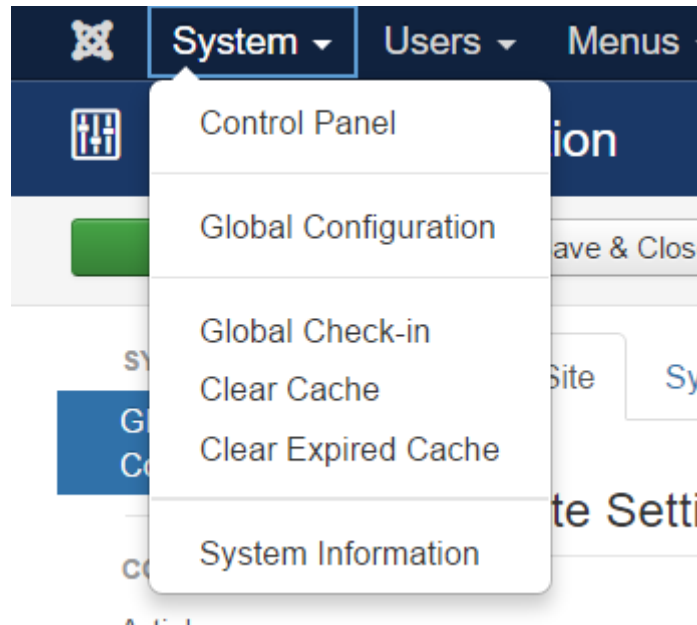
- Joomla Caching** ..... 1
- System Menu** ..... 1
- Cache** ..... 1
  - memcached ..... 1
  - redis ..... 2
  - memcache ..... 3
- Session** ..... 4
  - memcached ..... 4
  - redis ..... 5
  - memcache ..... 5
- Notes ..... 6



# Joomla Caching

## System Menu

- Login to Joomla Administration
- Click on System
- Click on Global Configuration



- Click on System
- Then copy the settings that follow for Cache and Session Settings depending on the Engine you want to use.


## Cache

### memcached

## Cache Settings

Cache	<input type="text" value="ON - Progressive caching"/>
Cache Handler	<input type="text" value="Memcached (Experimental)"/>
Platform Specific Caching	<input type="radio"/> Yes <input checked="" type="radio"/> No
Cache Time *	<input type="text" value="15"/>
Persistent Memcache(d)	<input checked="" type="radio"/> Yes <input type="radio"/> No
Memcache(d) Compression	<input checked="" type="radio"/> Yes <input type="radio"/> No
Memcache(d) Server Host	<input type="text" value="localhost"/>
Memcache(d) Server Port	<input type="text" value="11211"/>

### redis

 Important: Set the database allocated to you in your account, otherwise redis will not work.

## Cache Settings

---

Cache	<input type="text" value="ON - Progressive caching"/>
Cache Handler	<input type="text" value="Redis"/>
Platform Specific Caching	<input type="radio" value="Yes"/> Yes <input checked="" type="radio" value="No"/> No
Cache Time *	<input type="text" value="15"/>
Persistent Redis	<input checked="" type="radio" value="Yes"/> Yes <input type="radio" value="No"/> No
Redis Server Host	<input type="text" value="localhost"/>
Redis Server Port	<input type="text" value="6379"/>
Redis Server Authentication	<input type="text"/>
Redis Database	<input type="text" value="0"/>

### memcache

## Cache Settings

---

Cache	<input type="text" value="ON - Progressive caching"/>
Cache Handler	<input type="text" value="Memcache"/>
Platform Specific Caching	<input type="radio"/> Yes <input checked="" type="radio"/> No
Cache Time *	<input type="text" value="15"/>
Persistent Memcache(d)	<input checked="" type="radio"/> Yes <input type="radio"/> No
Memcache(d) Compression	<input type="radio"/> Yes <input checked="" type="radio"/> No
Memcache(d) Server Host	<input type="text" value="localhost"/>
Memcache(d) Server Port	<input type="text" value="11211"/>

## Session


### memcached

## Session Settings

---

Session Lifetime *	<input type="text" value="15"/>
Session Handler	<input type="text" value="Memcached (Experimental)"/>
Memcache(d) Server Host	<input type="text" value="localhost"/>
Memcache(d) Server Port	<input type="text" value="11211"/>

## redis

 Important: Set the database allocated to you in your account, otherwise redis will not work.

### Session Settings

---

Session Lifetime *	<input type="text" value="15"/>
Session Handler	<input type="text" value="JLIB_FORM_VALUE_SESSI..."/>
Persistent Redis	<input checked="" type="checkbox"/> Yes <input type="checkbox"/> No
Redis Server Host	<input type="text" value="127.0.0.1"/>
Redis Server Port	<input type="text" value="6379"/>
Redis Server Authentication	<input type="text"/>
Redis Database	<input type="text" value="1"/>

## memcache

## Session Settings

Session Lifetime \*

Session Handler

Memcache(d) Server Host

Memcache(d) Server Port

### Notes

The moment you set a new session handler you will be logged out of administration, just log back in.

From:

<https://esgr.in/wiki/> - **eSGR Documentation**

Permanent link:

<https://esgr.in/wiki/joomla/caching?rev=1487948911>

Last update: **2017/02/24 15:08**

