

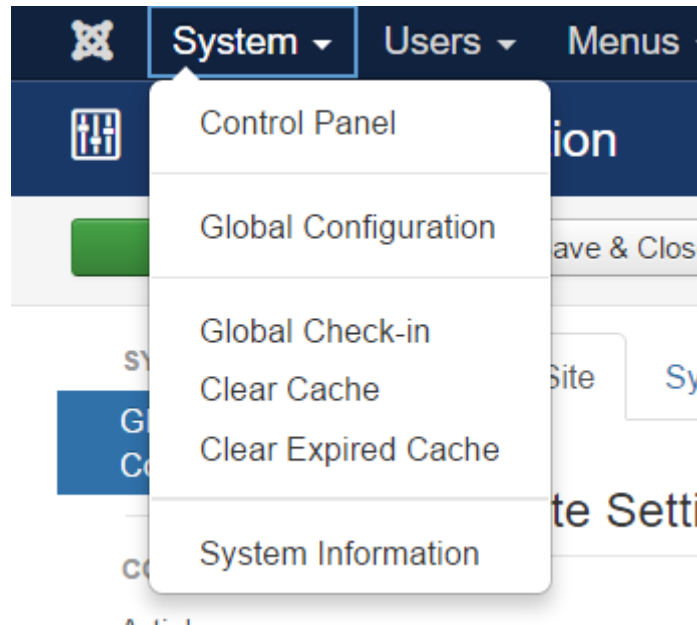
Table of Contents

- Joomla Caching** 1
- Go to the System Menu*** 1
- Cache 1
 - memcached 1
 - redis 2
 - memcache 3
- Session 4
 - memcached 4
 - redis 5
 - memcache 5
- Notes 6

Joomla Caching

Go to the System Menu

- Login to Joomla Administration
- Click on System
- Click on Global Configuration



- Click on System
- Then copy the settings that follow for Cache and Session Settings depending on the Engine you want to use.


Cache

memcached

Cache Settings

Cache	<input type="text" value="ON - Progressive caching"/>
Cache Handler	<input type="text" value="Memcached (Experimental)"/>
Platform Specific Caching	<input type="radio"/> Yes <input checked="" type="radio"/> No
Cache Time *	<input type="text" value="15"/>
Persistent Memcache(d)	<input checked="" type="radio"/> Yes <input type="radio"/> No
Memcache(d) Compression	<input checked="" type="radio"/> Yes <input type="radio"/> No
Memcache(d) Server Host	<input type="text" value="localhost"/>
Memcache(d) Server Port	<input type="text" value="11211"/>

redis

 Important: Set the database allocated to you in your account, otherwise redis will not work.

Cache Settings

Cache	<input type="text" value="ON - Progressive caching"/>
Cache Handler	<input type="text" value="Redis"/>
Platform Specific Caching	<input type="radio"/> Yes <input checked="" type="radio"/> No
Cache Time *	<input type="text" value="15"/>
Persistent Redis	<input checked="" type="radio"/> Yes <input type="radio"/> No
Redis Server Host	<input type="text" value="localhost"/>
Redis Server Port	<input type="text" value="6379"/>
Redis Server Authentication	<input type="text"/>
Redis Database	<input type="text" value="0"/>

memcache

Cache Settings

Cache	<input type="text" value="ON - Progressive caching"/>
Cache Handler	<input type="text" value="Memcache"/>
Platform Specific Caching	<input type="radio"/> Yes <input checked="" type="radio"/> No
Cache Time *	<input type="text" value="15"/>
Persistent Memcache(d)	<input checked="" type="radio"/> Yes <input type="radio"/> No
Memcache(d) Compression	<input type="radio"/> Yes <input checked="" type="radio"/> No
Memcache(d) Server Host	<input type="text" value="localhost"/>
Memcache(d) Server Port	<input type="text" value="11211"/>


Session

memcached

Session Settings

Session Lifetime *	<input type="text" value="15"/>
Session Handler	<input type="text" value="Memcached (Experimental)"/>
Memcache(d) Server Host	<input type="text" value="localhost"/>
Memcache(d) Server Port	<input type="text" value="11211"/>

redis

 Important: Set the database allocated to you in your account, otherwise redis will not work.

Session Settings

Session Lifetime *	<input type="text" value="15"/>
Session Handler	<input type="text" value="JLIB_FORM_VALUE_SESSI..."/>
Persistent Redis	<input checked="" type="radio"/> Yes <input type="radio"/> No
Redis Server Host	<input type="text" value="127.0.0.1"/>
Redis Server Port	<input type="text" value="6379"/>
Redis Server Authentication	<input type="text"/>
Redis Database	<input type="text" value="1"/>

memcache

Session Settings

Session Lifetime *	<input type="text" value="15"/>
Session Handler	<input type="text" value="Memcache"/>
Memcache(d) Server Host	<input type="text" value="localhost"/>
Memcache(d) Server Port	<input type="text" value="11211"/>

Notes

The moment you set a new session handler you will be logged out of administration, just log back in.

From:
<https://esgr.in/wiki/> - **eSGR Documentation**

Permanent link:
<https://esgr.in/wiki/joomla/caching?rev=1480606724>

Last update: **2016/12/01 15:38**

