

Table of Contents

MultiPHP Manager	1
<i>Changing PHP Version</i>	1

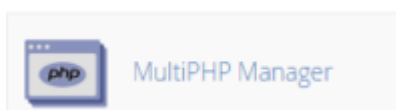
MultiPHP Manager

We allow you to select the PHP you would like for each of your assets hosted on us. eSGR is using PHP 7.0 by default (Check current [Software Versions](#)).

If you need an older or newer version of PHP you can use the MultiPHP Manager in your cPanel Account.

Changing PHP Version

- Click on the MultiPHP Manager



- From the list of assets you can see the version used

System PHP Version

The system default PHP version is set by the system administrator. Any domain that is set to the inherit value indicates that it does not have its own PHP version explicitly set. [Read more about inherit.](#)

PHP 7.0 (ea-php70)

Set PHP Version per Domain

Select the domains that you wish to change from the table, then apply a PHP version from the list.

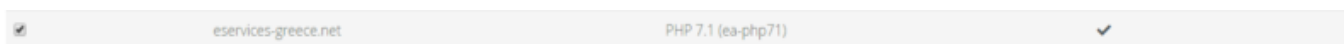
PHP Version: PHP 5.6 (ea-php56) Apply

Search:

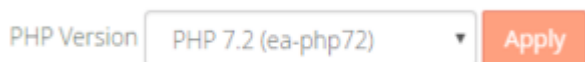
Selected: 0 Show 1 - 6 of 6 items

<input type="checkbox"/>	Domain ▲	PHP Version	PHP-FPM
<input type="checkbox"/>	bf.esgr.pw	PHP 7.1 (ea-php71)	✓
<input type="checkbox"/>	br.esgr.pw	PHP 7.1 (ea-php71)	✓
<input type="checkbox"/>	eservices-greece.net	PHP 7.1 (ea-php71)	✓
<input type="checkbox"/>	esgr.pw	PHP 7.1 (ea-php71)	✓
<input type="checkbox"/>	sp.esgr.pw	PHP 7.1 (ea-php71)	✓
<input type="checkbox"/>	ww.esgr.pw	PHP 7.1 (ea-php71)	✓

- Select the asset from the list



- From the Supported PHP Versions select the one you need and click Apply



It will take up to 40 seconds for the change to be applied, during that period your web site will not be accessible, so plan accordingly.

From:
<https://esgr.in/wiki/> - **eSGR Documentation**

Permanent link:
<https://esgr.in/wiki/hosting/multiphp?rev=1545410603>

Last update: **2018/12/21 16:43**

